




WORLD WAR II LEARNING LADDER

This is your homework for this half term (the next 6 weeks) – one activity each week to be handed in on Tuesdays every week

Start at the bottom...complete one activity from the bottom row each week for the first two weeks, then chose one activity from the middle row each week for weeks 3 and 4, then choose one activity from the top row each week for weeks 5 & 6, (to make a total of six activities over 6 weeks)

You will complete all work into your Purple homework book, adding borders, titles, page numbers, contents and other features of information texts. You may decorate the cover of your book, but remember this will be for all your homework this year, not just 'War and Conflict'.

Please bring your book to school each Tuesday to be checked.

	Word	Mathematical	Visual	Musical	Tactile
 3. Weeks 5 & 6	Write a journal or diary entry as if you were alive during the war. You could be a soldier, an evacuee, a land girl etc.	Create your own wartime map. It could be of a battleground, you could include battlefields, medical tents, tanks, airstrips, rivers, towns etc. Have it on a grid with coordinates.	Make a drawing, painting or collage using different materials that shows a scene from World War II.	Going to the local dancehall was a good way to boost morale during the war. Create a page showing the different dance styles that were popular.	Research an aircraft, ship or tank that took part in WWII. Make a model, drawing or collage and don't forget to include a description.
 2. Weeks 3 & 4	Choose one of the leader of either an allies of axis country. Write a biography of them, giving details about their life and experiences during wartime.	Codes were crucial in wartime. Research the codebreakers of Bletchley Park and write about them. Finally, create a code (with a key) and write some coded messages to share with a friend.	What was the purpose of propaganda posters? Design your own poster that could have been displayed during WWII.	Look up and copy the national anthems for 3 countries involved in WWII. If they are in another language can you also find the translation?	Design and make a game involving facts about World War II. (board game, card game, memory game, observation game)
 1. Weeks 1 & 2	Create a fact-file about the life of a child during World War II. This should contain facts about everyday life including evacuation, rationing, the Blitz.	During wartime food was rationed, find and copy down 3 wartime recipes. Can you multiply or divide to make different portions e.g. can you convert a recipe for 4 to one for 12?	Find a map of the world online, colour it and label showing the allies and axis countries. You may want to mark key locations also.	Find three examples of classic wartime songs. Write these out and decorate them.	Make your own artefact from World War II – this could be a rationing book, an evacuation case, a gas mask, soldier's helmet or a medal.